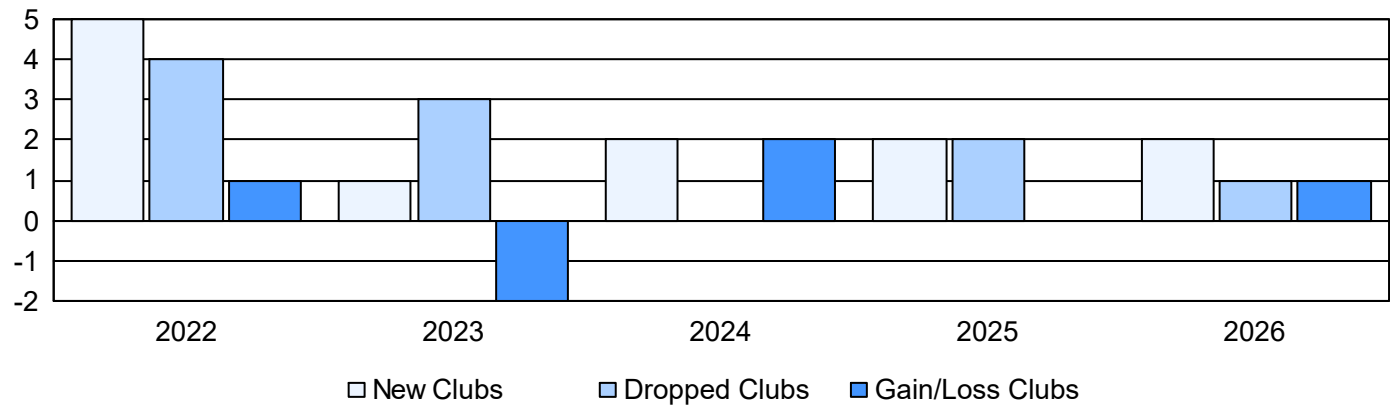
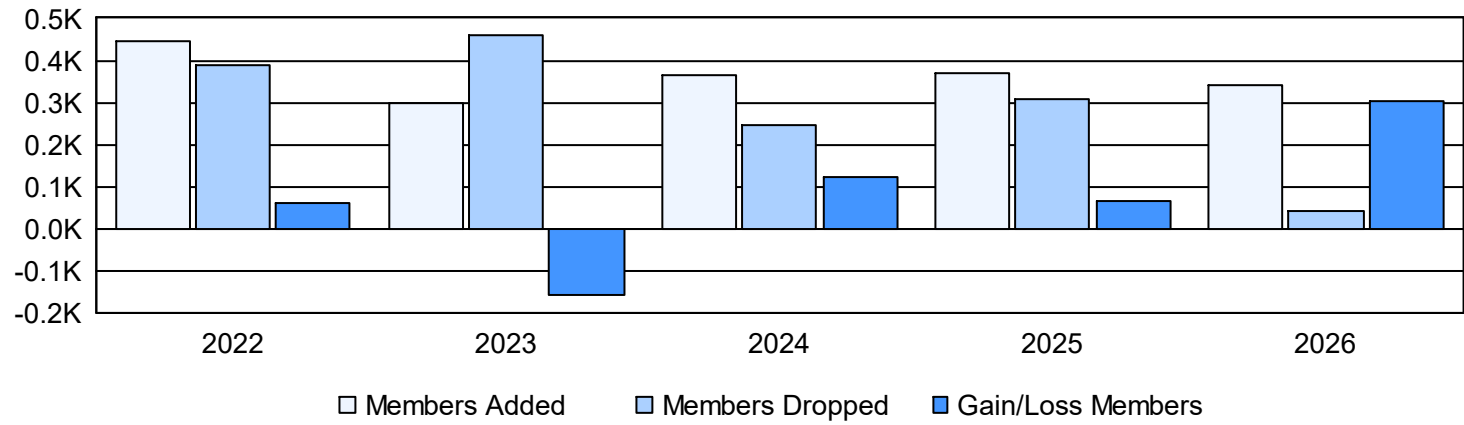


Year	New Clubs	Dropped Clubs	Gain/ Loss Clubs	New Members	Charter Members	Reinstate Members	Transfer Members	Total Member Added	Total Members Dropped	Gain/ Loss Members
2021-2022	5	4	1	294	138	6	7	445	386	59
2022-2023	1	3	-2	245	32	15	7	299	458	-159
2023-2024	2	0	2	283	58	15	8	364	244	120
2024-2025	2	2	0	285	40	35	10	370	307	63
2025-2026	2	1	1	287	47	2	6	342	40	302
Average	2	2	0	279	63	15	8	364	287	77

Clubs

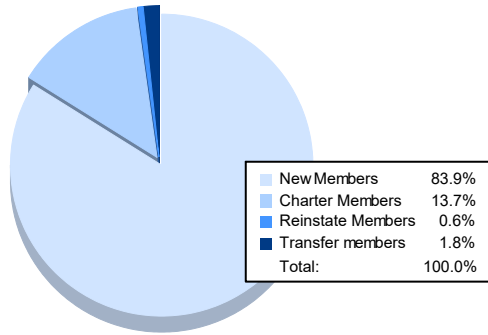


Members



Membership Composition

November 2025 Cumulative



Gender Composition

November 2025 Cumulative

